



■ Features :

- Universal AC input / Full range
- No load power consumption < 0.3W
- Energy efficiency Level V
- Comply with EISA 2007, NRCan, AU/NZ MEPS and EU ErP
- 3 pole AC inlet IEC320-C14
- Class I power (with earth pin)
- Protections: Short circuit / Overload / Over voltage
- Pass LPS
- Fully enclosed plastic case
- LED indicator for power on
- 2 years warranty


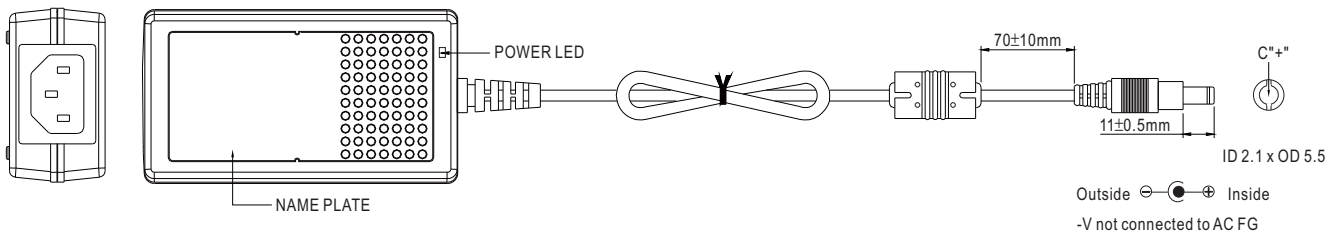
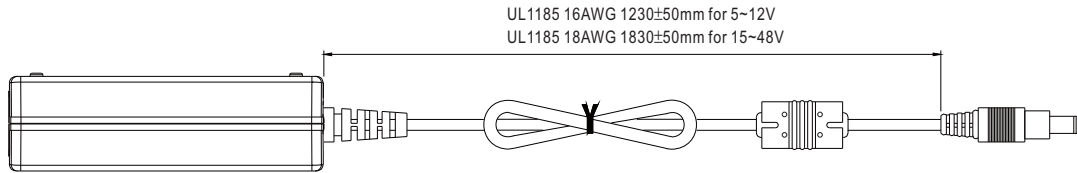


SPECIFICATION

ORDER NO.	GS25A05-P1J	GS25A07-P1J	GS25A09-P1J	GS25A12-P1J	GS25A15-P1J	GS25A18-P1J	GS25A24-P1J	GS25A28-P1J	GS25A48-P1J	
OUTPUT	SAFETY MODEL NO.	GS25A05	GS25A07	GS25A09	GS25A12	GS25A15	GS25A18	GS25A24	GS25A28	GS25A48
	DC VOLTAGE <small>Note.2</small>	5V	7.5V	9V	12V	15V	18V	24V	28V	48V
	RATED CURRENT	4.0A	2.93A	2.77A	2.08A	1.66A	1.38A	1.04A	0.89A	0.52A
	CURRENT RANGE	0 ~ 4.0A	0 ~ 2.93A	0 ~ 2.77A	0 ~ 2.08A	0 ~ 1.66A	0 ~ 1.38A	0 ~ 1.04A	0 ~ 0.89A	0 ~ 0.52A
	RATED POWER (max.)	20W	22W	25W	25W	25W	25W	25W	25W	25W
	RIPPLE & NOISE (max.) <small>Note.3</small>	50mVp-p	80mVp-p	80mVp-p	80mVp-p	100mVp-p	150mVp-p	180mVp-p	240mVp-p	240mVp-p
	VOLTAGE TOLERANCE <small>Note.4</small>	±5.0%	±5.0%	±5.0%	±3.0%	±3.0%	±3.0%	±2.0%	±2.0%	±2.0%
	LINE REGULATION <small>Note.5</small>	±1.0%	±1.0%	±1.0%	±1.0%	±1.0%	±1.0%	±1.0%	±1.0%	±1.0%
	LOAD REGULATION <small>Note.6</small>	±5.0%	±5.0%	±5.0%	±3.0%	±3.0%	±3.0%	±2.0%	±2.0%	±2.0%
SETUP, RISE, HOLD UP TIME	500ms, 20ms, 50ms/230VAC 500ms, 20ms, 15ms/115VAC at full load									
INPUT	VOLTAGE RANGE	90 ~ 264VAC 135 ~ 370VDC								
	FREQUENCY RANGE	47 ~ 63Hz								
	EFFICIENCY (Typ.)	78.5%	81.5%	82.5%	84.5%	84.5%	84.5%	85.5%	85.5%	87%
	AC CURRENT	0.7A / 100VAC								
	INRUSH CURRENT (max.)	45A / 230VAC								
LEAKAGE CURRENT(max.)	0.75mA / 240VAC									
PROTECTION	OVERLOAD	110 ~ 150% rated output power Protection type : Hiccup mode, recovers automatically after fault condition is removed								
	OVER VOLTAGE	105 ~ 135% rated output voltage Protection type : Clamp by zener diode								
ENVIRONMENT	WORKING TEMP.	0 ~ +50°C (Refer to "Derating Curve")								
	WORKING HUMIDITY	20% ~ 90% RH non-condensing								
	STORAGE TEMP., HUMIDITY	-20 ~ +85°C, 10 ~ 95% RH								
	TEMP. COEFFICIENT	±0.03% / °C (0~40°C)								
VIBRATION	10 ~ 500Hz, 2G 10min./1cycle, period for 60min. each along X, Y, Z axes									
SAFETY & EMC (Note. 7)	SAFETY STANDARDS	UL60950-1, CSA C22.2, TUV EN60950-1, BSMI CNS14336, CCC GB4943, PSE J60950-1(5~28V only) approved								
	WITHSTAND VOLTAGE	I/P-O/P:4242VDC, I/P-FG:2121VDC								
	ISOLATION RESISTANCE	I/P-O/P, I/P-FG:100M Ohms / 500VDC / 25°C / 70% RH								
	EMC EMISSION	Compliance to EN55022 class B, EN61000-3-2,3, FCC PART 15 / CISPR22 class B, CNS13438 class B, GB9254, GB17625.1								
EMC IMMUNITY	Compliance to EN61000-4-2,3,4,5,6,8,11, light industry level, criteria A									
OTHERS	MTBF	500Khrs min. MIL-HDBK-217F(25°C)								
	DIMENSION	93*54*36mm (L*W*H)								
	PACKING	230g ; 60pcs / 15kg / CARTON								
CONNECTOR	PLUG	See page 2 ; Other type available by customer requested								
	CABLE	See page 2 ; Other type available by customer requested								
NOTE	<p>1.All parameters are specified at 230VAC input, rated load, 25°C 70% RH ambient.</p> <p>2.DC voltage: The output voltage set at point measure by plug terminal & 50% load.</p> <p>3.Ripple & noise are measured at 20MHz by using a 12" twisted pair terminated with a 0.1uf & 47uf capacitor.</p> <p>4.Tolerance: includes set up tolerance, line regulation, load regulation.</p> <p>5.Line regulation is measured from low line to high line at rated load.</p> <p>6.Load regulation is measured from 20% to 100% rated load.</p> <p>7.The power supply is considered as an independent unit, but the final equipment still need to re-confirm that the whole system complies with the EMC directives. For guidance on how to perform these EMC tests, please refer to "EMI testing of component power supplies." (as available on http://www.meanwell.com)</p>									

■ Mechanical Specification

Unit:mm

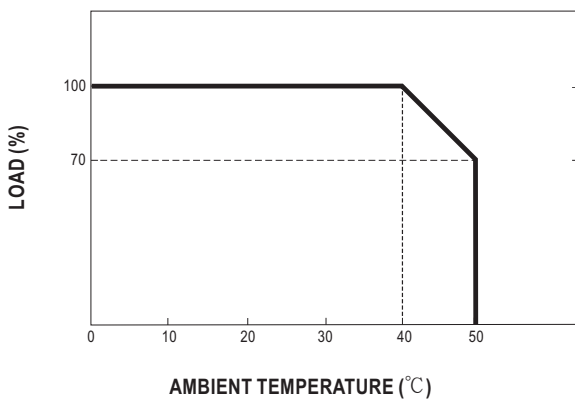


■ Plug Assignment

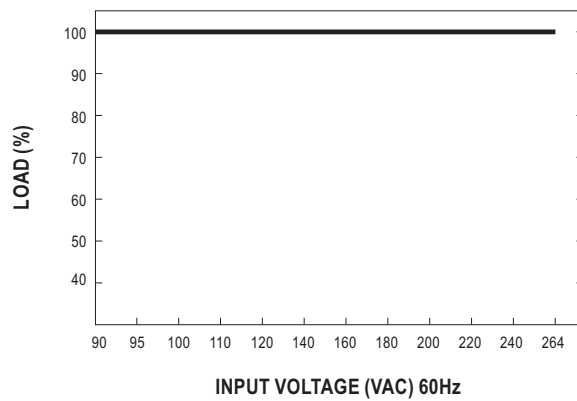
Standard plug: P1J

P1J	
P/N	OUTPUT
CENTER	+

■ Derating Curve



■ Static Characteristics



Mouser Electronics

Authorized Distributor

Click to View Pricing, Inventory, Delivery & Lifecycle Information:

Mean Well:

[GS25A18-P1J](#) [GS25A12-P1J](#) [GS25A24-P1J](#) [GS25A48-P1J](#) [GS25A07-P1J](#) [GS25A05-P1J](#) [GS25A28-P1J](#)
[GS25A09-P1J](#) [GS25A15-P1J](#)