


Series WX2 CYLINDER CRYSTAL 32.768KHz



- Wide Frequency range
- High shock tolerance
- Small size
- Reliable frequency stability

APPLICATIONS

- Microprocessor Systems
- Consumer Electronics
- Instrumentation
- Automotive electronics



ELECTRICAL SPECIFICATIONS FOR 2 x 6mm & 3 x 8mm

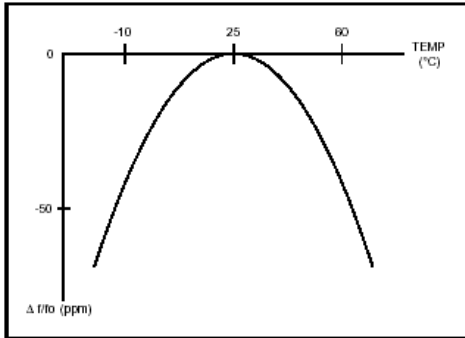
Frequency	30KHz-350KHz ,
Frequency Tolerance (at 25°C)	±20ppm
ESR	32KHz-40KHz: 40Kohm Max
	40KHz-60KHz: 30Kohm Max
	60KHz-70KHz: 25Kohm Max
	70KHz-200KHz: 22Kohm Max
	200KHz-3500KHz: 20Kohm Max
Turnover Temperature	25 ± 5°C
Frequency Temperature Curve	-0.034(±0.006)ppm/°C ²
Storage Temperature Range	-55 °C to +125 °C
Operable Temperature Range	-10 °C to + 60 °C, -20+70°C, -40+85°C
Shunt Capacitance (C0)	2.0pF Typ
Dynamic Capacitance (C1)	4.0pF Typ
Driver Level (Typical)	1 μW Max
Load Capacitance(C _L)	6pF, 12.5pF,
Aging @25°C 1 st year (Max)	±3ppm/year

REMARK: SPECIFICATIONS SUBJECT TO CHANGE WITHOUT PRIOR NOTICE. PLEASE CONFIRM WITH OUR SALES ENGINEER.

Series WX2 CYLINDER CRYSTAL 32.768KHz



Frequency VS Temperature Curve

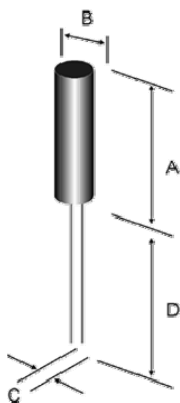


ELECTRICAL SPECIFICATIONS FOR 3 x 9mm & 3 x 10mm

Frequency	3.579 ~3.99	4.000 ~4.49	4.500 ~4.99	5.000 ~6.99	7.000 ~9.99	10.000 ~11.99	12.000 ~13.99	14.000 ~15.99	16.000 ~27.00
Frequency Tolerance	+/-15ppm, +/-30ppm, +/-50ppm, or specify								
ESR (ohm)	180	150	120	100	80	70	60	50	40
Load Capacitance	12/16/18/20/32pF								
Drive Level	10~100 uW								
Frequency Stability over Operating Temperature	+/-15ppm, +/-30ppm, +/-50ppm, or specify								
Shunt Capacitance	5pF Max								
Aging	+/-5ppm/year								
Insulation Resistance	500Mohm Min (DC 100V)								
Operating Temperature	-10°C ~ +60°C / -20°C ~ +70°C								
Storage Temperature	-30°C ~ +85°C								

PACKING AND DIMENSIONS

Dimensions (Unit: mm)



See table 1



MODEL	A	B	C	D	E
2x6mm	6.3	1.95	0.7	7.0	0.2
3x8mm	8.3	3.1	1.1	10.0	0.3
3x9mm	9.3	3.1	1.1	10.0	0.3
3 x10mm	10.1	3.1	1.1	10.0	0.3