

# CL14.4VDC-0.7A



- automatic charger for 12 V lead-acid batteries

## FEATURES:

- standard charging mode: first charging with constant current (CC), then keeping constant voltage (CV)
- reliable and efficient
- compliance with standards
- fully protected

## APPLICATIONS:

- DC power backup systems
- uninterruptable power systems
- emergency lighting systems
- mobile and transportation devices
- automotive



**CL14.4VDC-0.7A** is a plug shape 10-watt lead-acid batteries charger. It supports various types such as flooded, sealed, gel, and VRLA with a nominal voltage of 12 V. The charger supports normal speed in charging mode and next keeps the batteries in standby. It is based on high quality electronic components that allow continuous, long-lasting work in all environmental conditions. Supports battery capacities 2-7 Ah for standard charging mode (0.1-0.3 C20)

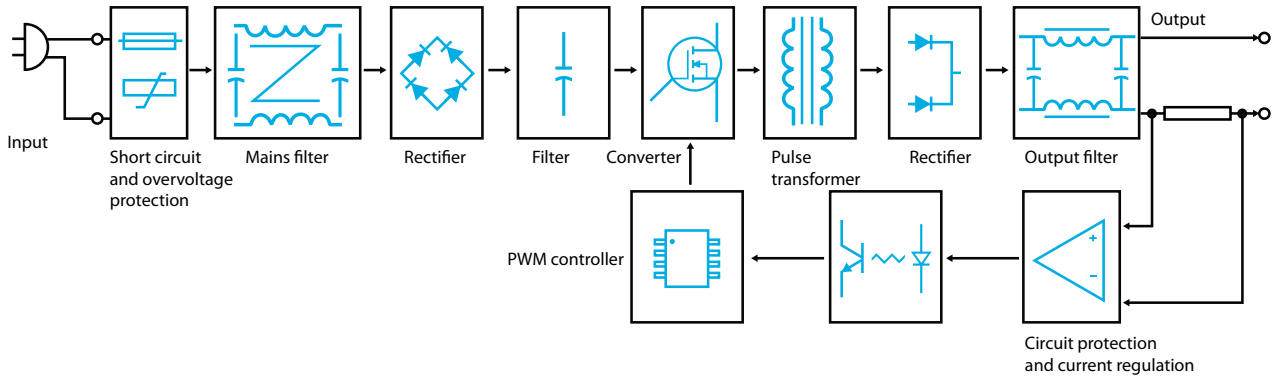
## TECHNICAL CHARACTERISTICS

Group	Parameter	Value	Conditions
Input	Rated input voltage	230 VAC	
	Input voltage range	100-240 VAC	
	Mains frequency range	50-60 Hz	
	AC current (max.)	0.3 A	At 240 VAC and full load
	Inrush current (max.)	30 A	At 240 VAC and full load
	Input leakage current (max.)	Max. 0.25 mA	At 264 VAC
Output	Charging method	CC/CV	
	Rated output voltage	14.4 V	With no load
	Minimum CV mode output voltage	14.1 V	With no load
	Maximum CV mode output voltage	14.7 V	With no load
	Rated output current	0.7 A	
	Lowest CC mode current	0.55 A	
	Highest CC mode current	0.85 A	
	Rated output power	10 W	
	DC voltage rise time (max.)	Up to 40 ms	At 100 VAC and full load
	Hold up time (max.)	5 ms	At 100 VAC and full load
	Turn on delay time (max.)	Up to 3 s	At 100 VAC and full load
Environmental	Working temperature	0°C to +50°C	
	Working humidity	5% to 90% RH	Without condensation
	Storage temperature	-10°C to +80°C	
	Cooling method	Free air circulation	
Protection	Short circuit	Yes	
	Overcurrent	Yes	Rectangular characteristic
	Automatic recovery on fault remove	Yes	
Safety and EMC	Withstand isolation voltage	3 kVAC (input to output)	5 mA, 1 min
	Isolation class	2	Grounding is not required
	Safety compliance	EN60950, EN60335	
	EMC compliance	EN55022, class B	
	Marking	RoHS, CE	
Mechanical	Dimension	70 × 27 × 38 mm	D × S × W
	Enclosure	Black ABS plastic	Plug type
	Weight	85 g	
	Input connector	2 pole EU plug	
	Output connector	Alligator type clip	Black – negative Red – positive
	Output cable	1.2 m	0.35 mm <sup>2</sup>
	Country of manufacturing	China	

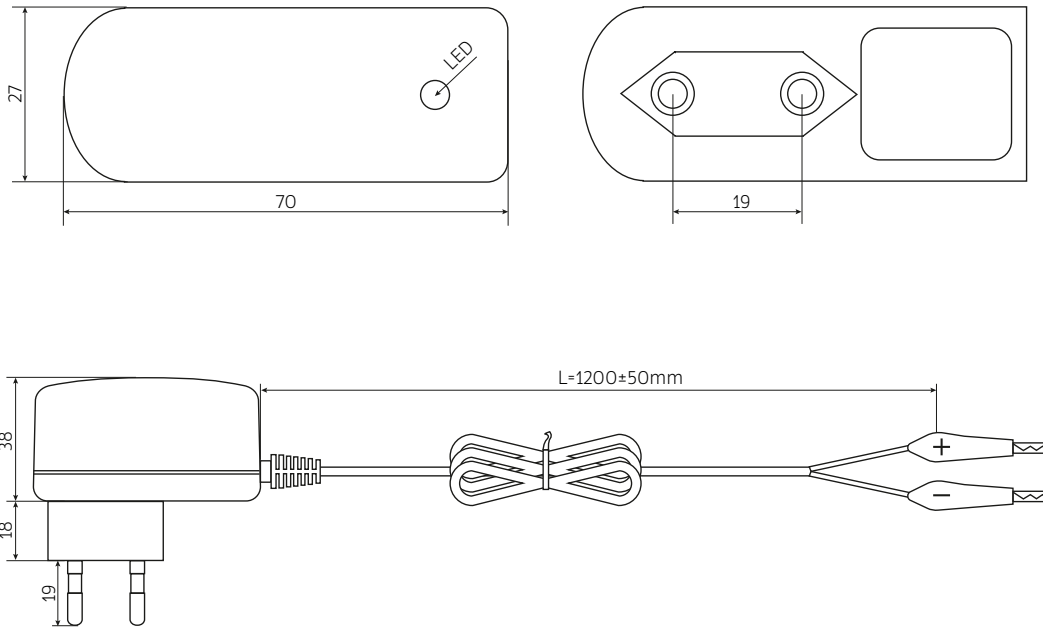
## Notes:

Unless otherwise stated, all parameters are specified at 230 VAC input voltage, 50 Hz, ambient temperature 25°C and relative humidity 70% for rated load output. The values of parameters related to the output voltage regulation is measured from low to high line or for load changes from 0 to 100%, respectively. The power supply is considered as an independent unit, but the final equipment still need to reconfirm that the whole system complies with the EMC directives. If the PSU is installed in the final device as a subassembly, the tests should be repeated to verify that the system has been met compliance. Detailed technical data are available on request.

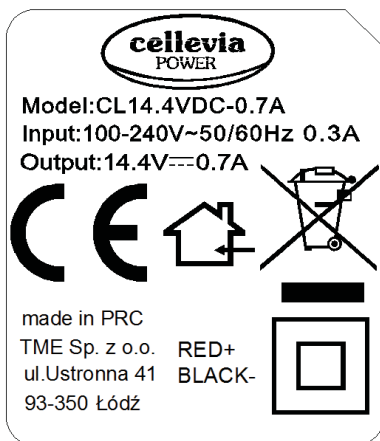
## BLOCK DIAGRAM



## MECHANICAL SPECIFICATION



## PRODUCT LABEL



### Legend to the label icons:

- ☐ - II safety class: no grounding is required, no dangerous voltage even in an emergency situation will appear on output
- ♻️ - the product must not be disposed of in normal waste containers

## LED STATUS INDICATORS

State	Conditions	LED red	LED green
No battery	No battery connected to charger	○	●
Charging	Output current from 350 to 700 mA (±100 mA)	●	○
Battery charged	Output current below 350 mA (±100 mA)	○	●

## MARKING SYSTEM

### CL14.4VDC-0.7A

- Charging current **0.7 A**
- Rated voltage **14.4 V**
- Family **CL**